

Sustainable Development Goals 8 and Labour statistics

Ms. C. Rughoobur

April 2017

Content

- Statistics Mauritius
- Sustainable Development Goals (SDGs)
SDG 8 – Productive growth and decent work
- Occupational safety and health (OSH) data

Statistics Mauritius (SM)



- Official national statistical agency
- A department of the Ministry of Finance and Economic Development

SM – Our statistics



- Produce a wide spectrum of official statistics on various topics such as
 - ❖ Social - Birth and death, employment, education
 - ❖ Economic – Inflation, GDP growth, Export & import
 - ❖ Environment – forest, threatened species, pollution, solid waste, etc.

SM – Our users



- Policy makers – for effective decision making
- Researchers, students at University
- Public in general
- International organizations

SM – Our aim

- To produce quality statistics
 - Relevant,
 - Accurate
 - Reliable,
 - Timely
 - Consistent over time

- All statistics are based on International Standards – United Nations, ILO, World Bank, etc.

SM – Our data sources

- Housing and Population Census
- Household survey
- Establishment surveys
- Administrative data – Registration of employment, live and death registrations at Civil Status Office, etc.

SDGs

- United Nations Global Framework
 - endorsed in September 2015 by 194 countries including Mauritius
 - aims at ending poverty, protect planet and ensure prosperity for all



SDGs Framework

17 Goals, 169 Targets to be reached by 2030




SDGs Framework

17 Goals, 169 Targets to be reached by 2030




SDGs Framework

17 Goals, 169 Targets to be reached by 2030



SDGs – 8



- Promote sustained, inclusive and sustainable economic growth,
- Provide full and productive employment and decent work for all

Promote sustained economic growth

- Two main indicators
 - ❖ Annual GDP growth rate
 - ❖ Labour productivity

Productive employment and decent work for all



- Employment for all - Unemployment rate among men, women and youth
- Wage disparity - average employment income by sex and occupation
- Training for youth population - proportion of youth not in employment nor education and training
- Eradicate forced labour - Child labour
- Safe and secure working environment - fatality rate

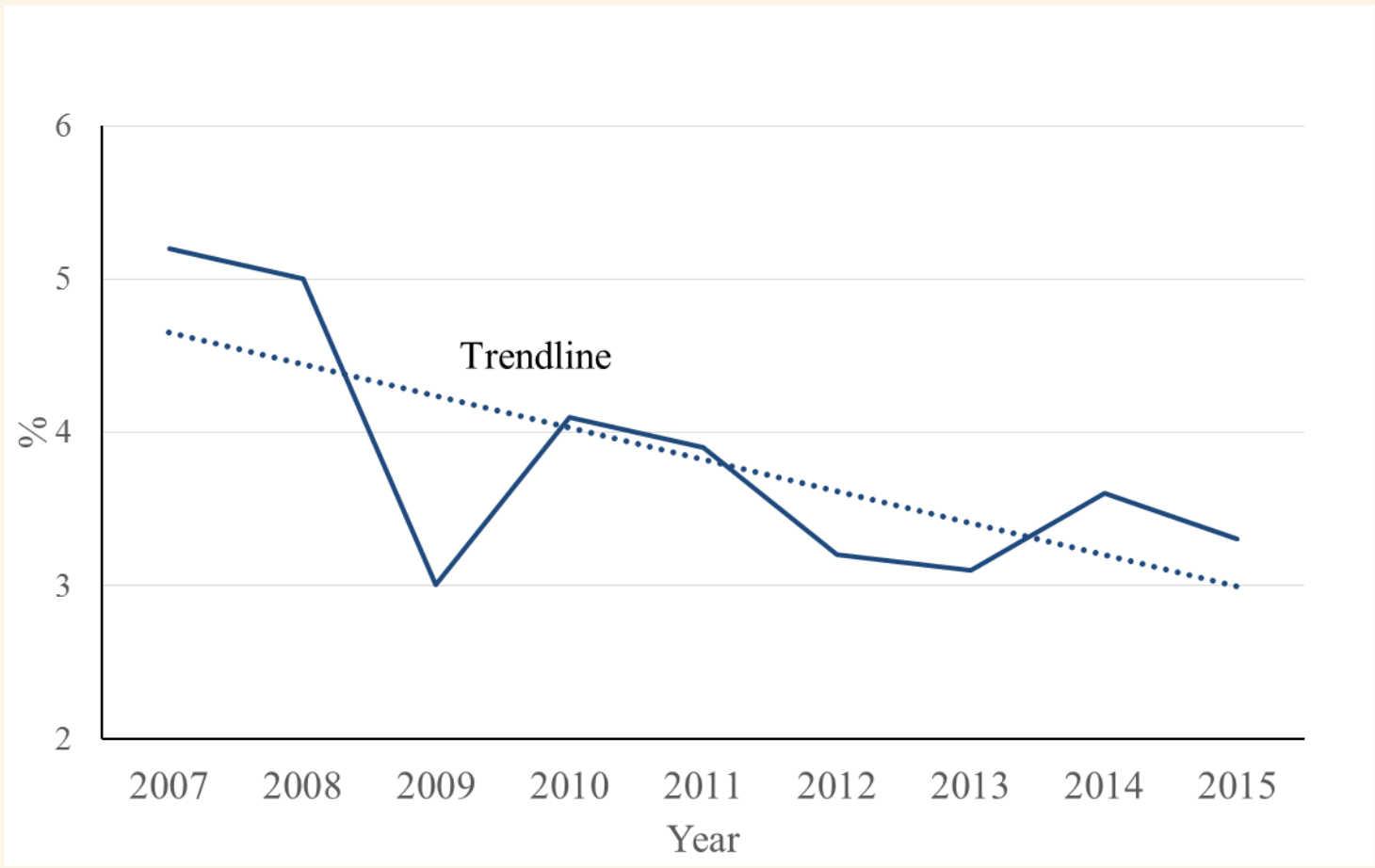
Statistics at SM

sustainable economic growth
labour

Annual growth rate of GDP per capita



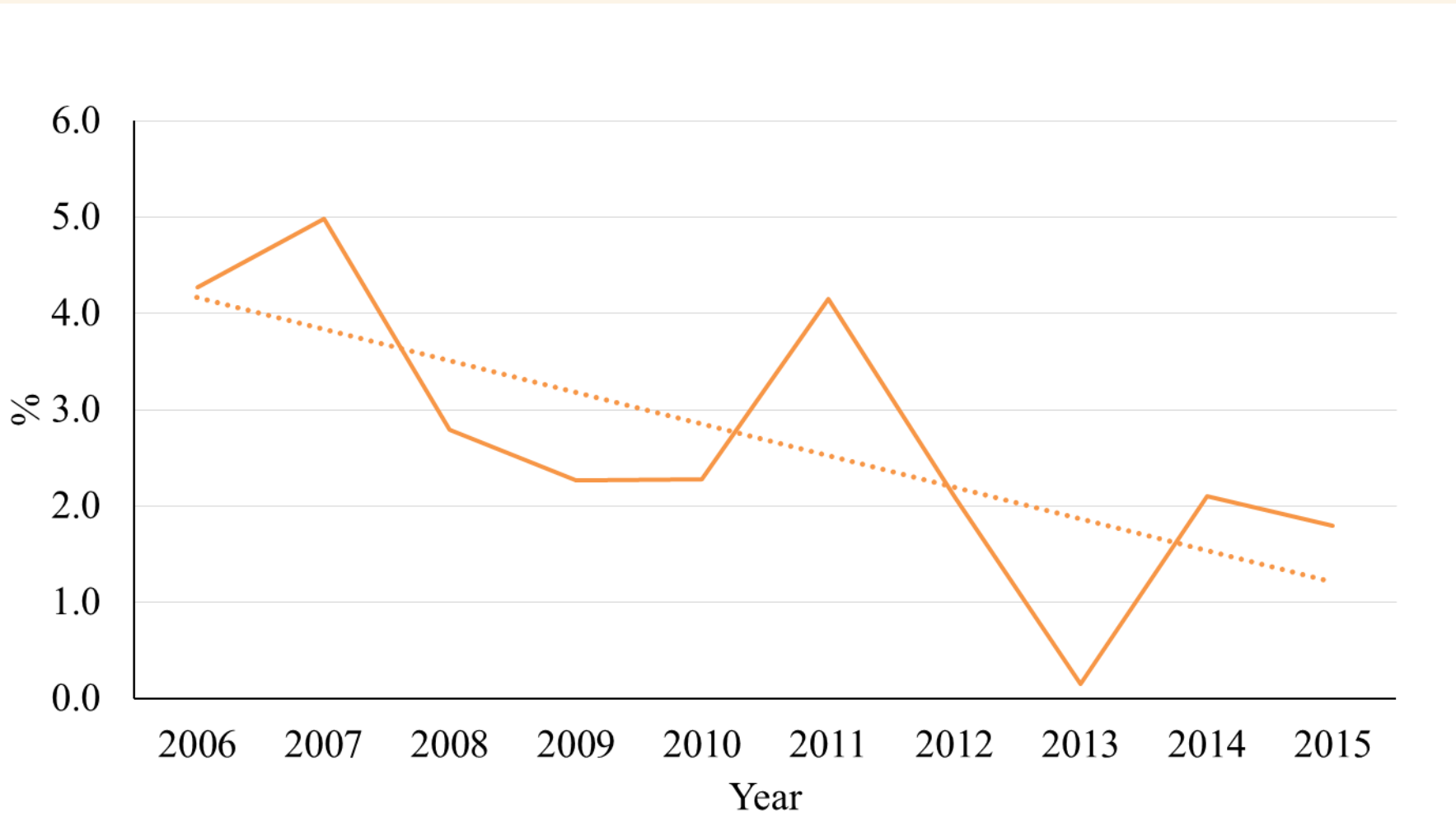
Growth rate of GDP per capita, 2007 - 2015



Labour productivity

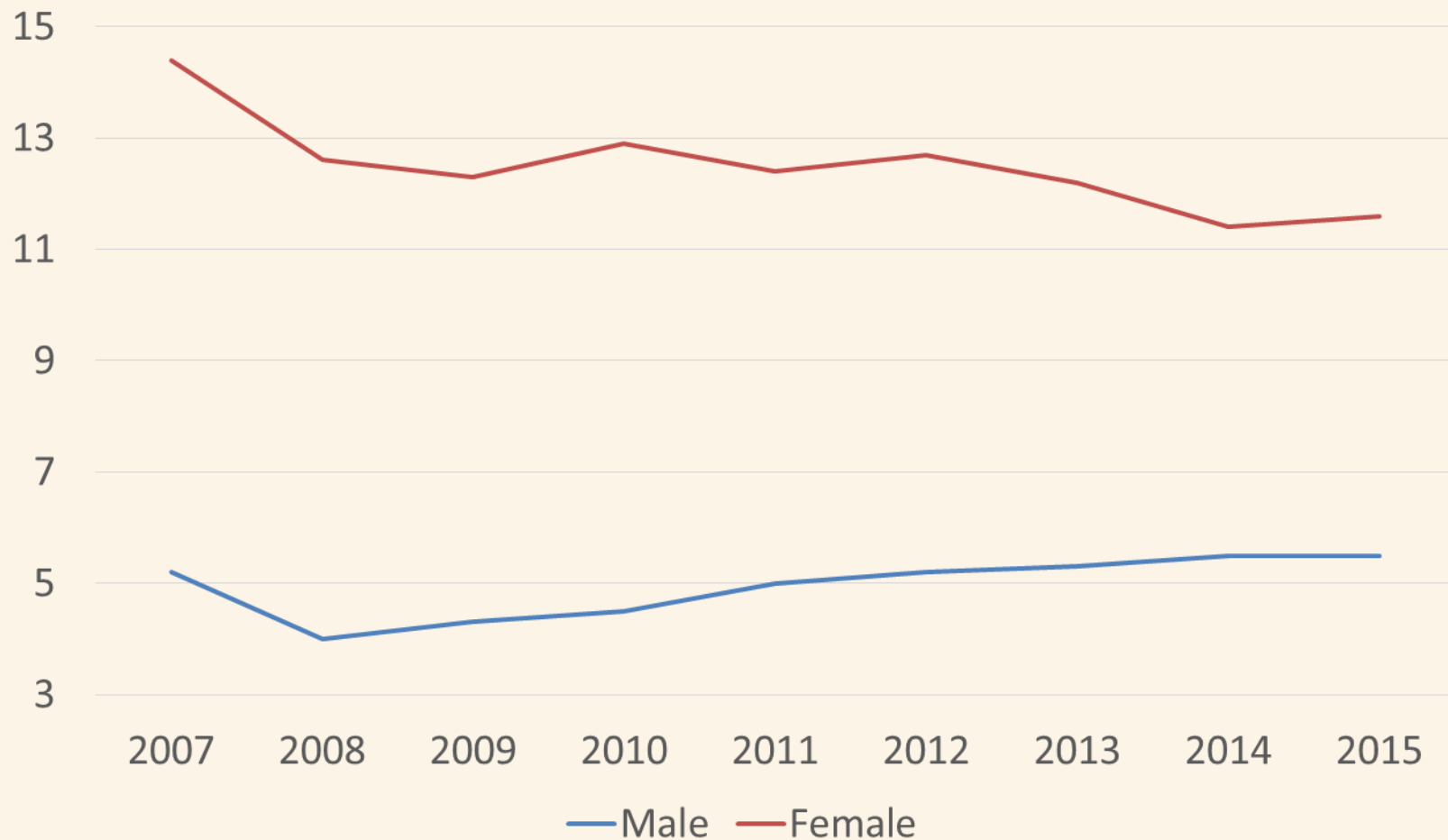


Real growth rate of GDP per employed person, 2006 - 2015




Women are more likely to be unemployed, however, over time the gap between men and women is decreasing

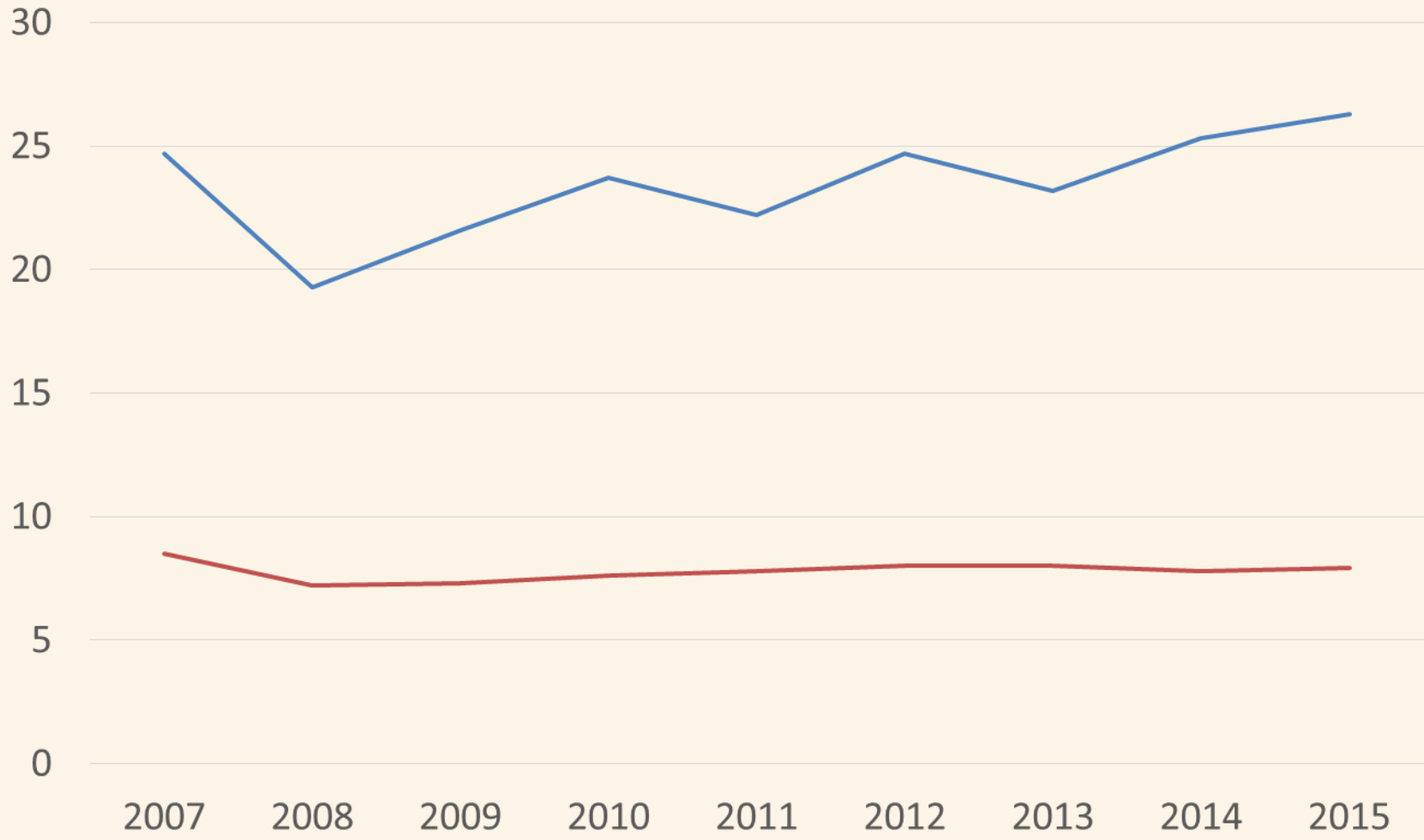
Unemployment rate by sex (%)



Youth unemployment is higher than overall one



Youth unemployment rate (%)



Wage disparity

Women derive less income than men

Average monthly employment income (Rs)

	2007	2015
TOTAL	10,300	19,100
MALE	11,500	21,200
FEMALE	7,800	15,600

Occupational safety and health

OSH

SDG Target 8.8 - Protect labour rights and promote safe and secure working environments for all workers, including migrant workers, in particular women migrants, and those in precarious employment

Indicator 8.8.1 Frequency rates of fatal and non-fatal occupational injuries, by sex and migrant status

Occupational safety and health

OSH



No data is available on the indicator – Frequency rates of fatal non-fatal occupation injuries

Data at national level

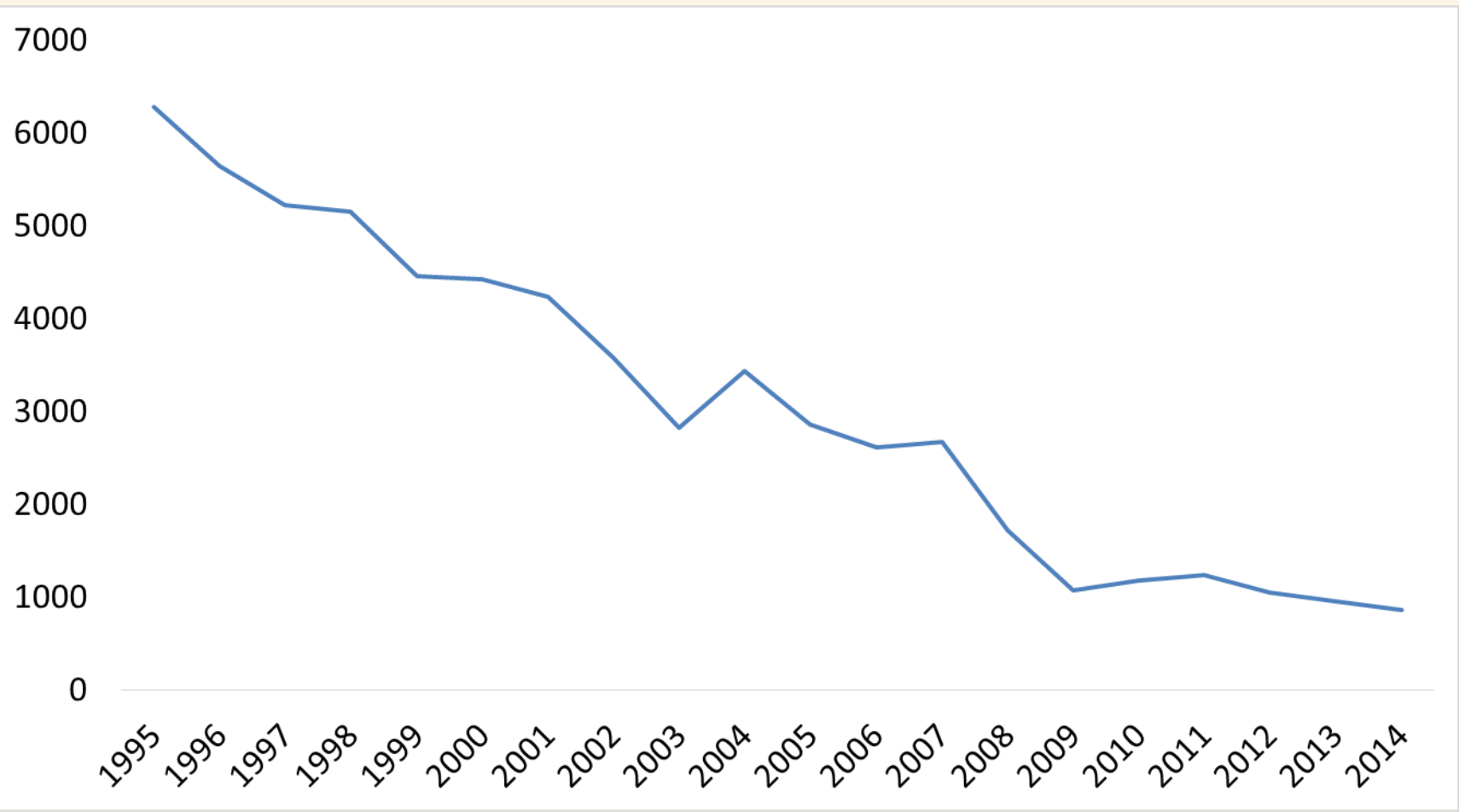
Number of injured workers per total employed persons or incidence rate

Occupational safety and health OSH

- Data on injured workers are collected and available at
 - ❖ Ministry of Social Security, NSE&SD (MSS)
 - ❖ Ministry of Labour, IRE&T (ML)

No. of workers injured at work is decreasing over time

Based on data from MSS



	MSS – No. of injured workers	ML – No. of notifiable accidents
2003	2821	230
2004	3431	256
2005	2859	179
2006	2609	185
2007	2675	159
2008	1713	164
2009	1070	199
2010	1177	194
2011	1239	249
2012	1050	240
2013	954	251
2014	854	222

Which is the best data source to report on OSH?

For the reporting of SDGs

UN recommends that data should be:

Relevant

Accurate

Reliable

Timely

Consistent over time

& should be consensus based i.e. in line with international standards

Way forward

- ✓ Identify stakeholders
- ✓ Take stock of all existing data
- ✓ Align definitions with international standards
- ✓ Ensure full coverage
 - ❖ public/ private sector
 - ❖ Mauritius / Rodrigues

Way forward

- ✓ Develop additional indicators to obtain a complete picture of OSH in the country
 - ✓ Profile of injured workers
 - ✓ Type of risk at place of work

- ✓ Review and optimize on data collection
- ✓ Benchmark on ILO conventions on OSH

Thank you